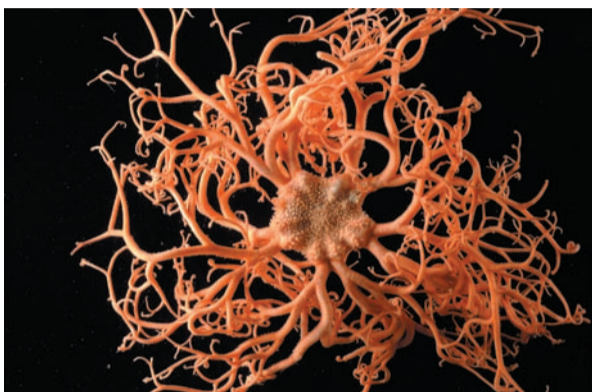


# Research & events news

## Marine Scientists Return with Rare Creatures from the Deep



*Basket Star, Gorgonocephalus. A specialised star fish that captures plankton (krill) on its intricate arms.*

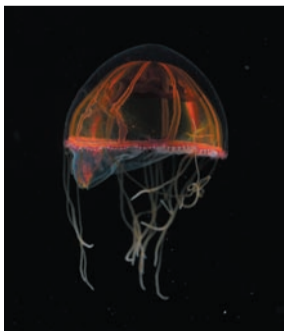
Scientists have just returned from a voyage with samples of rare animals and more than 10 possible new species in a trip which they say has revolutionised their thinking about deep-sea life in the Atlantic Ocean.



*Sea cucumber, Holothurian. Peniagone diaphana, hills and valleys, Mid Atlantic Ridge*

One group of creatures they observed - and captured - during their six weeks in the Atlantic aboard the RRS James Cook is believed to be close to the missing evolutionary link between backboned and invertebrate animals. Scientists were completing the last leg of MARECO - an international research programme, part of the Census of Marine Life, which is enhancing our understanding of the occurrence, distribution and ecology of animals along the Mid-Atlantic Ridge between Iceland and the Azores. The University of Aberdeen is leading the UK contribution to the project which involves scientists from 16 nations. Key collaborators in the UK include Newcastle University and the National Oceanography Centre.

During more than 300 hours of diving - using Isis the UK's deepest diving remotely operated vehicle (ROV) to depths of between 700m right down to 3,600m - researchers surveyed flat plains, cliff faces and slopes of the giant mountain range that divides the Atlantic Ocean into two halves, east and west. The research was focused in two areas - beneath the cold waters north of the Gulf Stream and the warmer waters to the south.



*Deepsea jellyfish (trachymedusa) that feeds on plankton and small crustacea near the sea floor*

Professor Monty Priede, Director of the University of Aberdeen's Oceanlab, said: "We were surprised at how different the animals were on either side of the ridge which is just tens of miles apart.

"In the west the cliffs faced east and in the east the cliffs faced west. The terrain looked



*Enteropneust worm (Acorn worm) from the North Atlantic Ocean. Northern Pink variety Feeds on sea floor sediment (leaving behind characteristic spiral traces).*

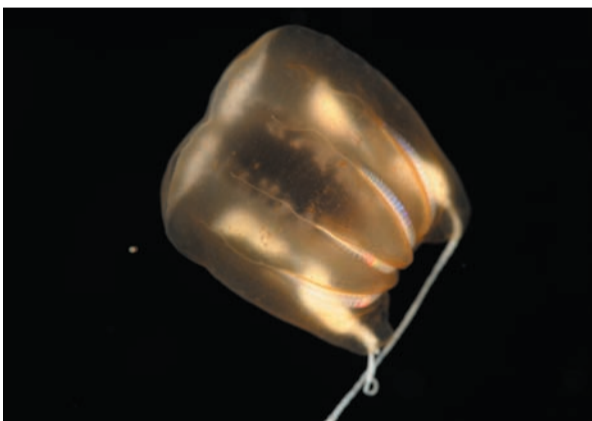
the same, mirror images of each other, but that is where the similarity ended. It seemed like we were in a scene from Alice Through the Looking Glass. In the north-east, sea urchins were dominant on the flat plains and the cliffs were colourful and rich with sponges, corals and other life.

In the north-west, the cliffs were dull grey bare rock with much less life. The north-west plains were the home of deep-sea enteropneust acorn worms. Only a few specimens, from the Pacific Ocean, were previously known to science.

"These worms are members of a little-known group of animals close to the missing link in evolution between backboned and invertebrate animals.

The creatures were observed feeding and leaving characteristic spiral traces on the sea floor.

They have no eyes, no obvious sense organs or brain but there is a head end, tail end and the primitive body plan of back-boned animals is established. One was observed showing rudimentary swimming behaviour. By the end of the expedition three different species were discovered each with a different colour, pink, purple and white with distinctly different shapes."



*Comb jelly, bathypelagic ctenophore found close to the sea floor on the Mid Atlantic ridge*

Using the remotely operated vehicle, high quality complete specimens of all three different-coloured species were captured and will be sent to specialists for further investigations. Sea cucumbers, or holothurians, normally seen crawling incredibly slowly over the flat abyssal plains of the ocean floor, were found on steep slopes, small ledges and rock faces of the underwater mountain range.

Researchers were also surprised to see that they were very able and fast moving swimmers and unique video sequences were recorded of swimming holothurians. Professor Priede said: "This expedition has revolutionised our thinking about deep-sea life in the Atlantic Ocean. It shows that we cannot just study what lives around the edges of the ocean and ignore the vast array of animals living on the slopes and valleys in the middle of the Ocean.



*Enteropneust worm (Acorn worm) from the North Atlantic Ocean. Southern Purple variety. Feeds on sea floor sediment leaving behind variable wavy traces)*

"Using new technology and precise navigation we can access these regions and discover things we never suspected existed." Dr Andrey Gebruk, Shirshov Institute, Moscow, said: "We were surprised how species, elsewhere considered rare, were found in abundance on the Mid Atlantic Ridge and we were finding new species up to the last minute of the last dive in the voyage."

Dr Dan Jones, National Oceanography Centre, Southampton, surveyed over 50,000 square metres of sea floor in high definition detail and said: "We successfully completed one of the most detailed video surveys of the deep sea ever attempted. The Isis ROV with its cutting-edge technology gives us the potential to understand more and more of the mysterious deep sea environment."

Newcastle University's Dr Ben Wigham has been working on the project for the past four years studying the biology of animals living on the ridge. "We are interested in how these animals are feeding in areas of the deep-sea where food is often scarce" he said. "The differences we see in the diversity of species and numbers of individuals may well be related to how they are able to process and share out a rather common but meagre food supply, we certainly see indications that there are differences between the north and south regions of the ridge."

- This voyage was part of the UK contribution to the Census of Marine Life (<http://www.coml.org/>) programme MARECO (<http://www.mar-eco.no>). This was the last in a series of four annual voyages undertaken since 2007 investigating all aspects of life over the Mid Atlantic Ridge.

- Isis can work at depths of 6000 metres - full ocean depth. The vehicle is maintained by the National Oceanography Centre on behalf of UK science and scientists.



*Scale worm, Polynoid polychaete*